



BENEFICIAL INSECTS | WHAT STUCK WITH YOU?

Year: Three/Four

Outcomes:

Investigate food and fibre production used in modern or traditional societies (VCDSTC025).

Living things can be grouped on the basis of observable features and can be distinguished from non-living things (VCSSU057).

Different living things have different life cycles and depend on each other and the environment to survive (VCSSU058).

Introduction for students:





All living things have a special role to play in the environment. Insects are no different. Did you know that some insects help plants and crops to grow? They can do this in different ways, such as: pollinating a crop or plant; helping to spread a plants' seeds; or by protecting the plant or crop by warding off other insects that may be harmful to it. Some insects also help to keep nutrients in the soil, which also helps plants and crops to grow. Farmers call these helpful insects 'beneficial insects' because they benefit the soil and crops produced on farms.

Task:

1. Tune into the VIC Farmer Time 'Beneficial Insects with Farmer Ashlee' session or watch the recording.
2. At the conclusion of the session, ask students to consider any interesting information they heard from Farmer Ashlee or any questions they now have about Beneficial Insects and crop production. Brainstorm these as a class before providing each student with a copy of the 'What Stuck With You During VIC Farmer Time?' worksheet.
3. Students will work independently to complete the worksheet, recording their ideas and wonderings in the spaces provided.
4. Upon completion of the 'What Stuck With You During VIC Farmer Time?' activity, students may wish to complete the optional 'Design Your Own Farm Logo' task on page 2.

What Stuck With You During VIC Farmer Time?

Record any information you found interesting or any questions you have after watching the VIC Farmer Time session.



Design Your Own Farm Logo

Check out the farm logos below. Imagine you have your own farm, and on the next page, design a logo that includes the name and type of food or fibre production that takes place on your farm.



3

Design your own farm logo.

